GOVERNMENT OF MAHARASHTRA

Smart City

Pune Towards Smart City

***Challenge Stage* 1**

Scorecard Report

Precondition Documents

Volume - I

Pune Municipal Corporation

e-Governance, to serve citizens better.

ABOUT PUNE

INTRODUCTION

Pune has emerged as a prominent location for manufacturing industries, and has now been recognized as the information technology hub and education hub of the country. The city is spread over an area of 250.56 Sq. Km with a population of over 3 million. The rapid growth of the city has transformed from its character as Pensioner's city to Educational – Administrative Centre and now to a bustling economic centre. The city is famous as the *Oxford of the East* and *the cultural capital* of Maharashtra. Pune is also one of the most favoured places among tourists coming to Maharashtra. The educational institutions, presence of a number of industries and branches of virtually every array have made Pune a prosperous city.

Economic Growth Drivers Sectors:

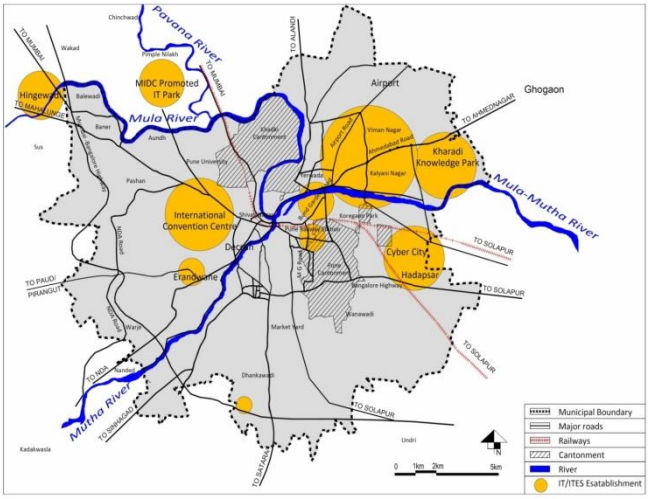

Pune witnessed the change of economy through the new economic policies which reflects the expansion of Information Technology sectors in late nineties. Large scales IT parks are established at Hinjewadi, Talawade, Kharadi and Hadapsar in 1999, Infotech Park was set up at Hinjewadi - IT city.

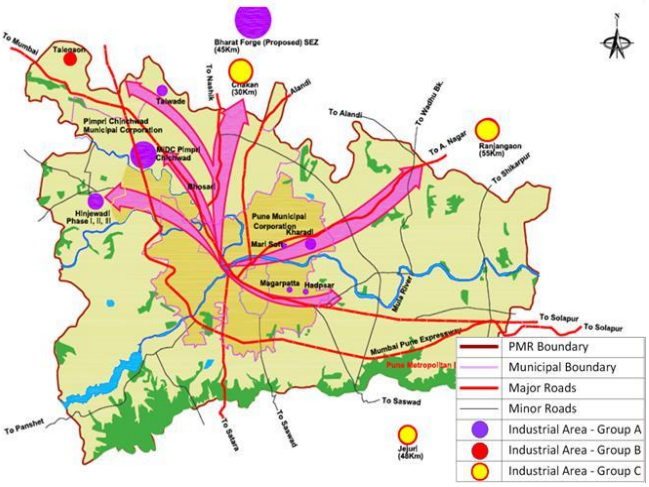

The growth of PMC is driven by various industrial segments. Presently, except Kharadi Knowledge Park, which is located within PMC limits, all other industries are located outside PMC in PMR or close to PMR towards North-West, North and North-East.

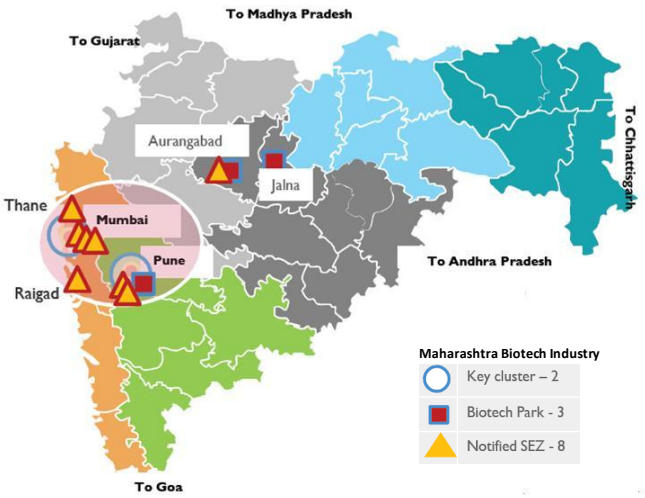

Maharashtra is the top contributor with 35.04% share of the total Biotech revenue of India. Mumbai and Pune are the two major clusters for Biotechnology. Pune contributes 13% of Maharashtra biotech revenues and 6% of overall India Biotech Industry.

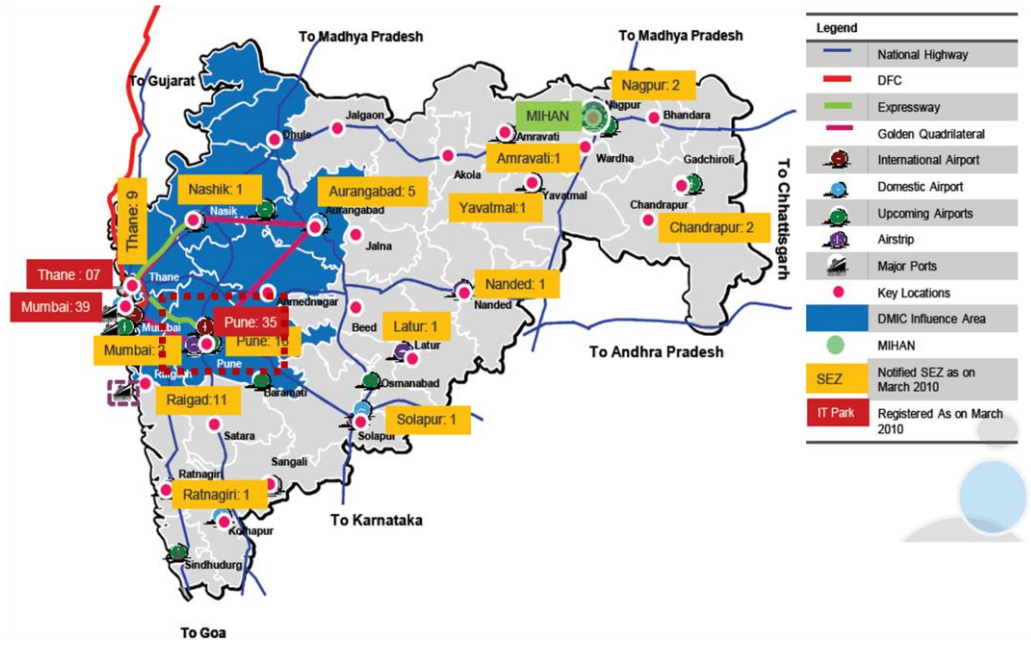

Potential Growth Zones:

- Export-oriented Industrial Units/ SEZ
- Augmentation of Existing Industrial Estates
- Integrated Agro/Food Processing Zone
- Knowledge Hub/Skill Development Centre
- Integrated Logistics Hub
- Integrated Township
- Feeder Road Links
- Tourism Development

PUNE CITY AND ITS REGION ARE ONE OF THE MOST ATTRACTIVE INVESTMENT HUBS OF THE STATE THIS FACTOR IS REINFORCED BY ITS FALLING UNDER THE DMIC PROJECT INFLUENCE AREA

ABOUT PUNE MUNICIPAL CORPORATION

Pune Municipal Corporation (PMC) was established in 1950 under Bombay Provisional Municipal Corporation Act (BMPC) Act, 1949. Pune city is divided into 4 main zones and further sub-divided into 15 administrative wards as given below. Pune city administration of 15 wards is further divided into 76 'prabhags' classified into two groups namely 'A' and 'B' with a total number of 152 councillors (Nagar Sevak).

General Information of Pune Municipal Corporation		
1	Establishment of PMC	15th February 1950
2	Class of Corporation	"A" Class Municipal Corporation
3	Prabhags Number	76
4	Elected Members	152 + 5 (Nominated)
5	No. of PMC Employee	17339
6	Length of River within Pune city	Total 37 km (22 km Mula River & 15 km Mutha River)
Demographic Profile (Pune City)		
1	Population (2011)	31,24,458
2	Area	250.56 Sq km
3	Population Density	12470 ppl per sq km
4	Literacy Rate	79.89%
5	Sex Ratio	948
Economic Profile (PMC)		
1	Budget (2015-16)	Rs. 4479.50 Crores
2	Establishment Expenditure	27%
3	Capital Expenditure	52%

4	Other Expenditures	21%
Physical Infrastructure		
1	Water Supply	190 LPCD
2	Sewerage Generation Per day	744 MLD
3	Sewerage treatment Capacity	567 MLD
4	Solid Waste Generated	1600 tons per day
5	Total Road Length	2100 Km (Census 2011)
Basic Infrastructure		
1	Hospitals / Dispensaries	16 / 39
2	Cultural Centres	14
3	Play Ground/ Sport Complexes	5
4	Fire Brigade Centres	11
5	Municipal Corporation Gardens	157
6	Primary School	306
7	Middle School	28

Pune Municipal Corporation Budget 2015-16 :- RS. 4479.50 Crores

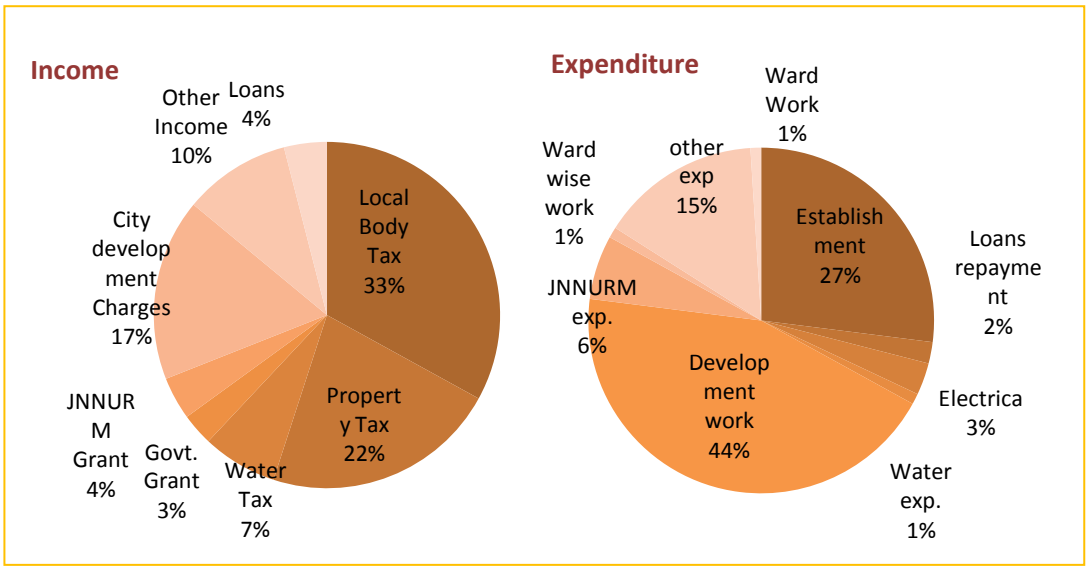

SUMMARY OF SCORE OBTAINED OUT OF THE LISTED CRITERIA FOR SMART CITY NOMINATION – PUNE MUNICIPAL CORPORATION

Sl	Criteria	Maximum Score	Score obtained
1	Increase over Census 2011 or Swachh Bharat baseline on number of household sanitary latrines (whichever is less).	10	10
2	Making operable Online Grievance Redressal System with response being sent back to complainant.	5	5
3	At-least first monthly e-newsletter published.	5	5
4	Electronically place project-wise municipal budget expenditure information for the last two financial years on the website.	5	5
5	Levy of compensatory penalty for delays in service delivery.	5	5
6	Collection of internally generated revenue (e.g. taxes, fees, charges) during the last three FYs (2012-15)	10	10
7	Payment of salaries by ULB up-to last month.	5	5
8	Audit of accounts for FY 12-13.	5	5
9	Percentage contribution of tax revenue, fees and user charges, rents and other internal revenue sources.	10	10
10	Percentage of establishment and maintenance cost of water supply.	10	10
11	Percentage contribution of internal revenue sources (self generated) used for capital works during FY 2014-15	10	10
12	Percentage of City-level JnNURM Reforms achieved.	10	10
13	Percentage of completion of Projects sanctioned upto March, 2012 under JnNURM.	10	5
	Total	**100**	**95.00**

(Kunal Kumar)
Municipal Commissioner
Pune Municipal Corporation

FORM-2 SCORE CARD

Name of ULB: **Pune Municipal Corporation**

Name of State: **Maharashtra**

EXISTING SERVICE LEVEL

Part 1: Increase in sanitary latrines built under Swachh Bharat Mission

	Achievement > 10%	**Achievement between 7.5 to 10%**	**Achievement between 5 to 7.5%.**	**Achieve-ment < 5%**
	10 marks	7.5 marks	5 marks	0 marks
Percentage of Increase over Census 2011 or Swachh Bharat baseline on number of household sanitary la-trines (whichever is less)	**Yes** • Shortage as per census 2011- 238044 Nos • Current Shortage of Sanitary Latrines – as per PMC survey – 92618 nos; • Hence increment in % over Census 2011 or Swachh Bharat baseline is 38%			

Part 2: Operable Online Grievance Redressal System

	Yes (5 points)	No (0 points)
Making operable Online Grievance Redressal System with response being sent back to complainant	**Yes** • Initiated on 18th May 2015 by PMC	

Part 3: Monthly e-newsletter

	Yes (5 points)	No (0 points)
At-least first monthly e-newsletter published	**Yes** • Initiated from May 2015 by PMC (Till now e-News Letters for months of May, June & July has been Published)	

Part 4: Electronically place project-wise municipal budget expenditure information

	Yes (5 points)	No (0 points)
Electronically placed project-wise municipal budget expenditure information for the last two financial years on the website	**Yes** • http://capitalworks.punecorporation.org/	

Part 5: Resolution of elected city council

- Standing Committee of Pune Municipal Corporation Resolution number 379 dated 7/7/15 (attached.)
- The Subject has also put up for General Body meeting to be held on 17th July 2015.

Part 6: Table with dates, specific agenda and number of people in attendance in ward consultations held with residents of the city

Sl	Date	Resolution No.	Agenda	Ward No./ Name	No of people attended
1	08/07/2015	03	**Smart city Mission:** • Sector Prioritization while identifying the issues • Criteria for selection of area for the Mission implementation • Consultation Process (Stakeholder consultation) at various stages • Details of Proceedings, Snaps, resolution Copy & attendance sheets are attached in separate volume.	Aundh	08
2	09/07/2015	02		Ghole Road	07
3	09/07/2015	02		Kothrud-Karve Road	51
4	09/07/2015	02		Warje-Karvenagar	47
5	09/07/2015	03		Dholepatil Road	35
6	09/07/2015	01		Nagar Road (Vadgaon Sheri)	10
7	09/07/2015	03		Sangamwadi	17
8	09/07/2015	02		Bhawani peth	24
9	08/07/2015	05/02 (Prabhag Samiti) 04/2015 (Mohalla Samiti		Kasba-Vishrambaug	26
10	08/07/2015	04		Tilak Road	03
11	09/07/2015	02		Sahakarnagar	30
12	08/07/2015	01		Bibewadi	25
13	09/07/2015	02		Hadapsar	30
14	09/07/2015	01		Dhankawadi	10
15	08/07/2015	01		Kondhwa-Wanorie	15

INSTITUTIONAL SYSTEMS/ CAPACITIES

Part 7: Levy of compensatory penalty for delays in service delivery

	Yes (5 points)	No (0 points)
Started to levy compensatory penalty for delays in service delivery	**Yes** • 15 Services are enlisted as per GoM GR no. MCO-2015/PR189/UD14 dated 23/06/15 • Based on it PMC has issued the Notification vide no. PMC/Lok Seva/MC/459/2015 dated 15th July 2015 stating the services along with time limit (Attached). • http://www.punecorporation.org/informpdf/Right%20To%20services%20Act%202015.pdf	

Part 8: Collection of internally generated revenue (e.g. taxes, fees, charges) during the last three FYs (2012-15)

	Year (Amount in Rs. Crores)			Yes (10 points)	No (0 points)
Increasing trend of total collection of internally generated revenue (e.g. taxes, fees, charges) during the last three FYs (2012-15)	2012-13	2013-14	2014-15		
	Rs. 2723.80 Cr	Rs. 2717.07 Cr	Rs. 3215.00 Cr	**Yes**	

SELF-FINANCING

Part 9: Payment of salaries

	Yes (5 points)	No (0 points)
Payment of salaries by ULB up-to last month	**Yes** • PMC has paid salaries to its employee till June 2015 (Certificate Attached)	

Part 10: Audit of accounts

	Yes (5 points)	No (0 points)
Audit of accounts up-to FY 12-13	**Yes** • Local Fund Authority has completed PMC account audit report up to the financial year 2012-13 • AG Audit of India (Indian Audit and Accounts Department, Office of Principal Accountant General) has completed audit of various department till FY 2012-13.	

Part 11: Percentage contribution of tax revenue, fees and user charges, rents and other internal revenue sources

	> 50 % contribution in ULB Budget	Between 35%to 50% contribution in ULB Budget	Between 20% to 35% contribution in ULB Budget	< 20 % contribution in ULB Budget
	10 marks	7.5 marks	5 marks	0 marks
Percentage contribution of tax revenue, fees and user charges, rents and other internal revenue sources to the ULB Budgeted receipts (actual in 2014-15)	**Yes** • Total internal revenue - Rs.3215.00cr • Total ULB budgeted receipts - Rs.3702.06 • % contribution of total internal revenue to the ULB Budgeted receipts **86.84%**			

Part 12: Percentage of operation and maintenance cost of water supply

	> 80% O&M cost coming from user charges	Between 60% to 80% O&M cost coming from user charges	Between 40% to 60% O&M cost coming from user charges	<40 % O&M cost coming from user charges
	10 marks	7.5 marks	5 marks	0 marks
Percentage of O&M cost met through user charges collection for supply of water during last FY	**Yes** • Total Collection for water supply services for FY14-15 = Rs. 212.89 Cr • Total Exp. toward O&M Cost for FY14-15 = Rs. 232.00 Cr • Percentage of O&M cost met through user charges **91.76%**			

PAST TRACK RECORD AND REFORMS

Part 13: Percentage contribution of internal revenue sources (self generated) used for capital works during FY 2014-15

	>20 % contribution for capital works	Between 10% to 20% contribution for capital works	Between 5% to 10% contribution for capital works	< 5 % contribution for capital works
	10 marks	7.5 marks	5 marks	0 marks
Percentage contribution of internal revenue sources (self-generated) used for capital works during FY 2014-15	**Yes** • Total Capital works Expenditure – Rs. 1252.77 Cr • Total Internal revenue Rs. 3215.00 Cr • % contribution of internal revenue for capital works is 38.97%			

Part 14: City-level JnNURM Reforms

	100 % of the reforms achieved	90 % of the reforms achieved	80 % of the reforms achieved	< 80 % of reforms achieved
	10 marks	**7.5 marks**	5 marks	0 marks
Percentage of City-level JnNURM Reforms* achieved	**Yes** • All the ULB level Mandatory & Optional Reforms has been achieved			

*As per cycle V records 31.3.2014

Part 15: Completion of Projects sanctioned up to March, 2012 under JnNURM

	100 % of the projects completed	90 % of the projects completed	80 % of the projects completed	< 80 % projects completed
	10 marks	7.5 marks	5 marks	0 marks
Percentage of JnNURM projects completed, which were sanctioned during the original Mission period (upto March, 2012)**			**Yes** • Total Projects Sanctioned – 11 • Total Projects Completed – 09 • % of JnNURM projects completed **82%**	

** As per the completion certificate received from State as on 31.3.2014

(Completion certificate issued by 31st May 2015)

I hereby confirm that I have verified the information presented in this form which is true and correct to the best of my knowledge.

(Kunal Kumar)
Municipal Commissioner
Pune Municipal Corporation

PRECONDITION DOCUMENTS

Part 1: Increase in sanitary latrines built under Swachh Bharat Mission

The Pune Municipal Corporation is currently in shortage of 92618 nos. Sanitary Latrines as per PMC latest household survey, in against to Shortage of 238044 Nos of Sanitary Latrines as per census 2011. The ward wise details of shortage of sanitary latrines are given below:

Sl	Ward Name	Shortage of Sanitary Latrines as on date
1	Aundh	8328
2	Ghole Road	9104
3	Kothrud-Karve Road	5162
4	Warje-Karvenagar	9410
5	Dholepatil Road	10812
6	Nagar Road (Vadgaon Sheri)	2010
7	Sangamwadi	5044
8	Bhawani peth	5786
9	Kasba-Vishrambaug	3864
10	Tilak Road	6051
11	Sahakarnagar	6122
12	Bibewadi	5530
13	Hadapsar	12339
14	Dhankawadi	1134
15	Kondhwa-Wanorie	1922
	Total shortage in sanitary latrines	**92618**

Swachh Bharat Mission, launched on 2nd October 2014 at Rajghat, New Delhi, is India's biggest ever cleanliness drive. The basic objective behind Swachh Bharat Mission is to create sanitation facilities for all and eliminate completely the unhealthy practice of responding to the nature's call in the open.

Pune Municipal Corporation has taken initiative for transforming the city into city of the future and also aims to make Pune garbage free and open defecation free by adopting various sanitation models.

Model 1: Shwaas: Slum Sanitation & Health Welfare Advanced

Approach System Keeping in lines with achieving the aims of the City Sanitation Plan, PMC proposed to develop sustainable urban sanitation facilities for slums in the city, by exploring the various possible & feasible models, in light of making city "Open Defecation Free" The SHWAAS project aimed to:

•Increase access to functional and well-maintained Community Toilets

•Establish house to house segregated garbage collection system & have organic waste management plant. (Biogas)

Model 2: Initiatives by Samagra

In its mission to provide toilet facilities in slums, the PMC in 2013opted for the Samagra model, for construction/redesigning of 50 toilets in 15 slums in the city @ Rs. 1.8 crore supported by the Bill and Melinda Gates Foundation, by providing:

•Good design and effective management of community toilet blocks along with various value-added services.

•Effective BCC methods targeted at girls, children and the community

•Motivating and creating loo prenuers by training local entrepreneurs in cleaning methodology, maintenance and basic business principles

• Loo rewards wherein people were given reward points for using toilets and which could be redeemed at local shops

Sustainability:

Since appointing local caretakers is a part of the program and rewarding people in terms of redeemable points, sustainability of the infrastructure and the program is ensured.

Outcome:

So far 11 toilet blocks with 258 seats have been redesigned in 4 slums.

Model 3: Other initiatives in Sanitation

One Home -One Toilet

Ever growing slum population in the city increases pressure on the existing community toilet facility. Promoting household level toilets has its own advantage over community toilets, especially in slum households having space for its construction. The total allocation for the project for period 2013-2016 is two crore rupees (PMC contribution) for construction of 1500 household level toilet in slums in the city. Shelter Associates partnered with PMC and has constructed 2100 toilets till date.

Pune Pattern of Ladies Toilets

Toilet facilities for women in public places were severely inadequate, causing many hardships. In response to the public interest litigation filed by organization Milun Saryajani, against PMC, the High Court issued a writ mandamus directing the PMC to take various steps for providing adequate and proper toilet and urinal facility to females. The project mainly focuses on making available clean toilet facility and urinals across the city, especially for women.

Portable toilet Facilities

For convenience of tourists, devotees and other such floating population during important festivals and events in the city and especially for convenience of senior citizens and women, PMC ties up with private operators to provide high quality HDPE mains toilets. This goes a long way in keeping the city clean and reduces chances of open defecation and also reduces load on existing facilities.

Toilet Construction under CSR initiatives

Corporate formed an integral part of this model. PMC joined hands with corporate houses to construct more than 100 toilets in PMC owned schools. It was a combination of financial and managerial assistance of corporate sectors addressing the issue of sanitation in Pune. Financial backup of corporate by way of construction of toilets, employee engagement in teaching residents and municipal staff about the best practices was sought. Pune is first city in the county who has received largest participation of Corporate as a part of CSR. In this model construction cost and maintenance costs are taken care of by the Corporate involved.

PART 2: Operable Online Grievance Redressal System

Initiated on 18th May 2015, PGR (Public Grievance & Redressal) system introduces transparency & accountability in the system. PGR is a system that enables citizens to register their complaints/suggestions with PMC.

In this system it is easy to register complaints and track the complaint through lifecycle. Complaints are prioritized and assigned to appropriate official. It also provides structured feedback to the corporation and citizen on the nature of the feedback. Below is the flow diagram for E-governance Complaint Management System by which the complaints are addressed in PMC:

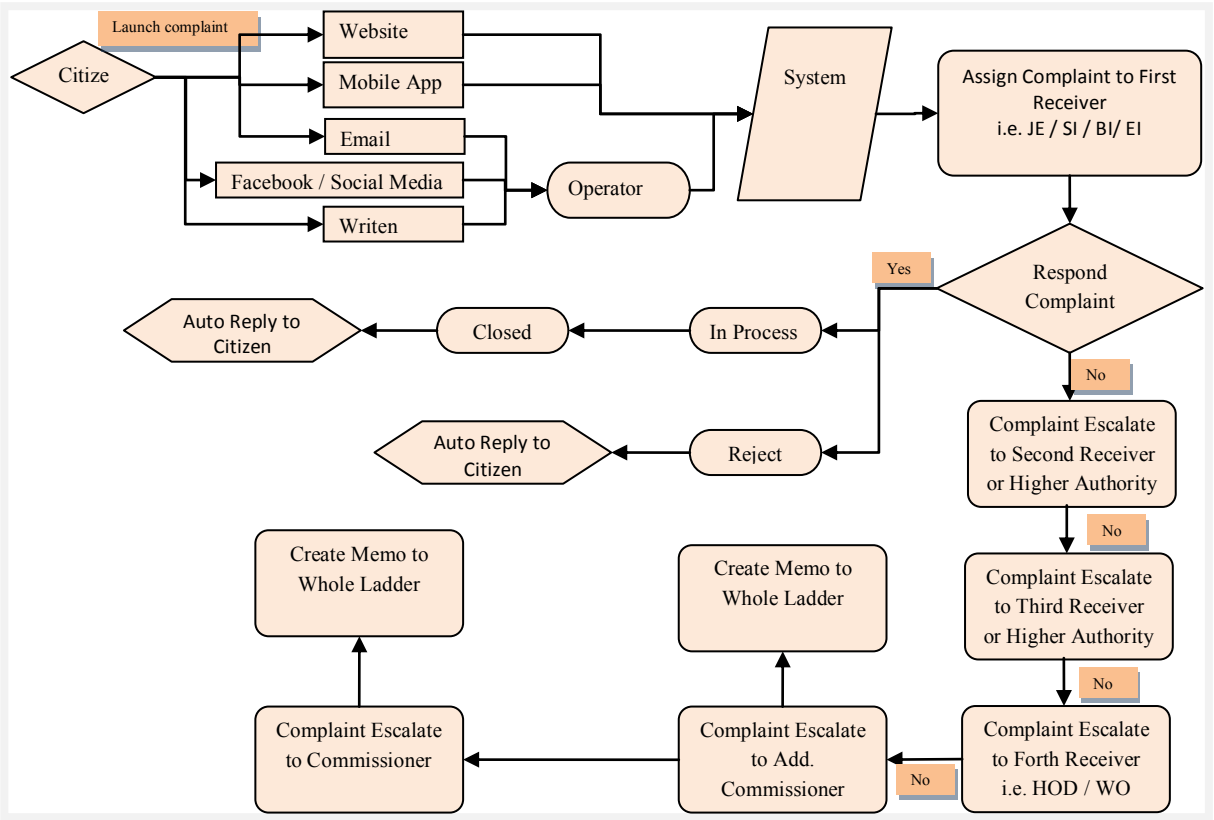

The statistics below gives the detail status on online public grievance redressal system at Pune Municipal Corporation; the same can be obtained online through the system:

Received Applications	Complied Applications	Pending Application	Complaints redressed (%)
585	408	177	70

http://complaint.punecorporation.org/

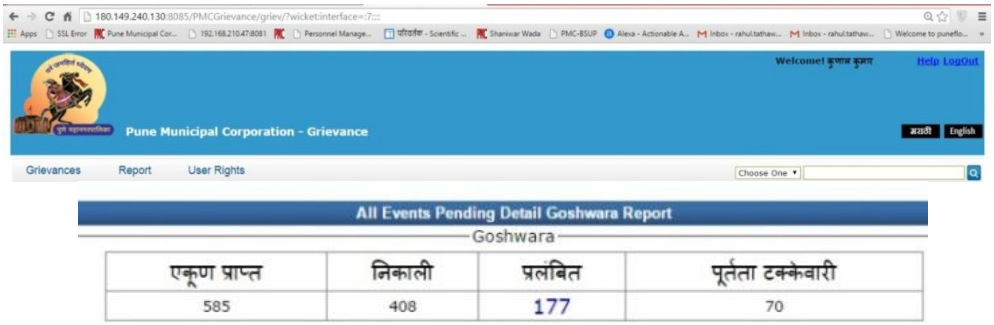

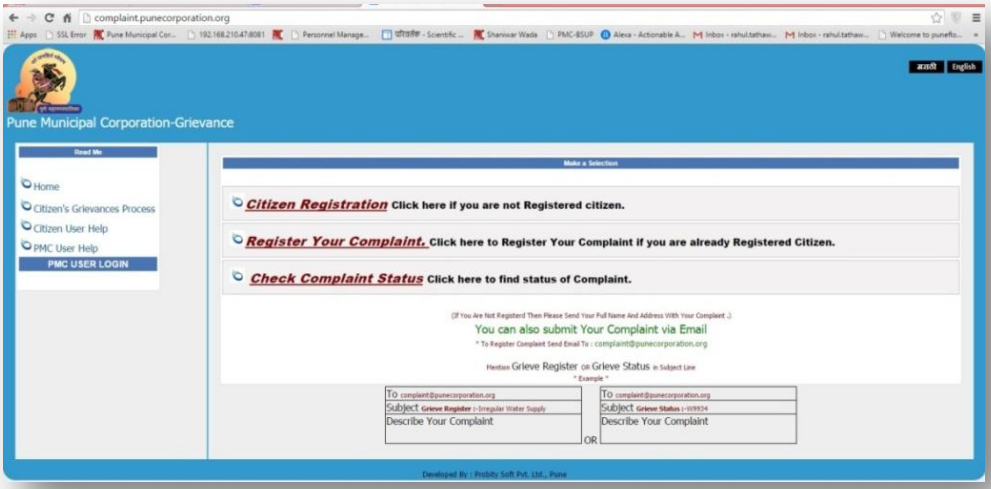

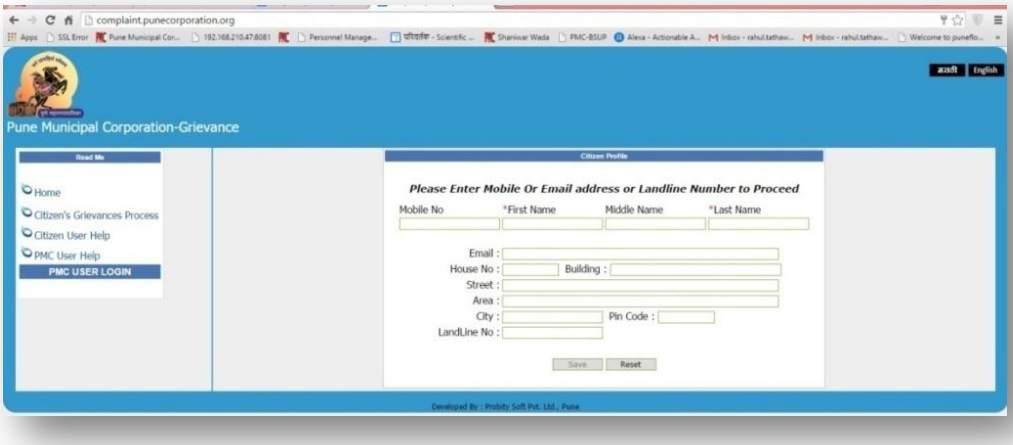

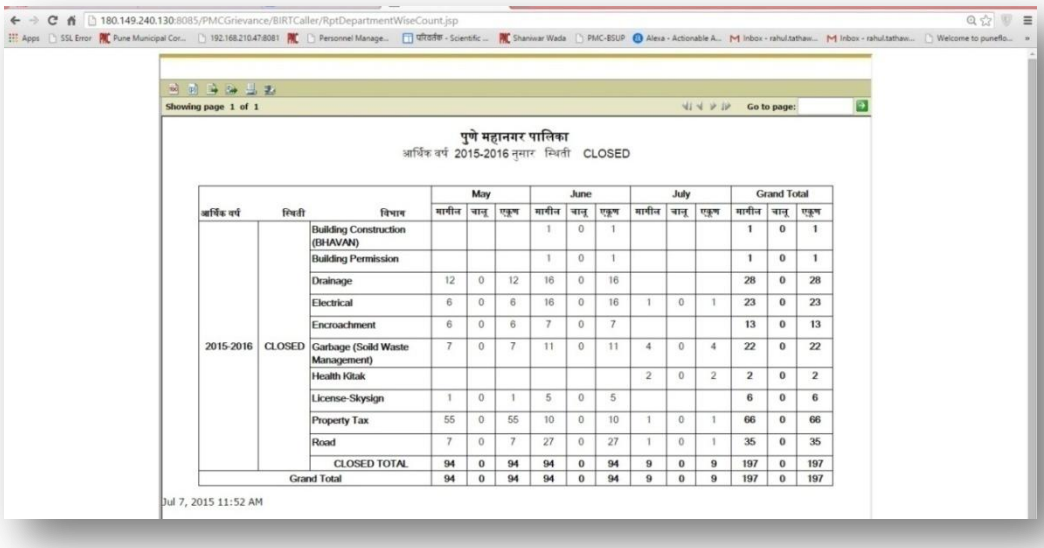

Showing page 1 of 1 Go to page:

पुणे महानगर पालिका

आर्थिक वर्ष 2015-2016 नुसार स्थिती CLOSED

आर्थिक वर्ष	स्थिती	विभाग	May			June			July			Grand Total		
			मागील	चालू	एकुण	मागील	चालू	एकुण	मागील	चालू	एकुण	मागील	चालू	एकुण
2015-2016	CLOSED	Building Construction (BHAVAN)				1	0	1				1	0	1
		Building Permission				1	0	1				1	0	1
		Drainage	12	0	12	16	0	16				28	0	28
		Electrical	6	0	6	16	0	16	1	0	1	23	0	23
		Encroachment	6	0	6	7	0	7				13	0	13
		Garbage (Soild Waste Management)	7	0	7	11	0	11	4	0	4	22	0	22
		Health Kitak							2	0	2	2	0	2
		License-Skysign	1	0	1	5	0	5				6	0	6
		Property Tax	55	0	55	10	0	10	1	0	1	66	0	66
		Road	7	0	7	27	0	27	1	0	1	35	0	35
		CLOSED TOTAL	94	0	94	94	0	94	9	0	9	197	0	197
Grand Total			94	0	94	94	0	94	9	0	9	197	0	197

Jul 7, 2015 11:52 AM

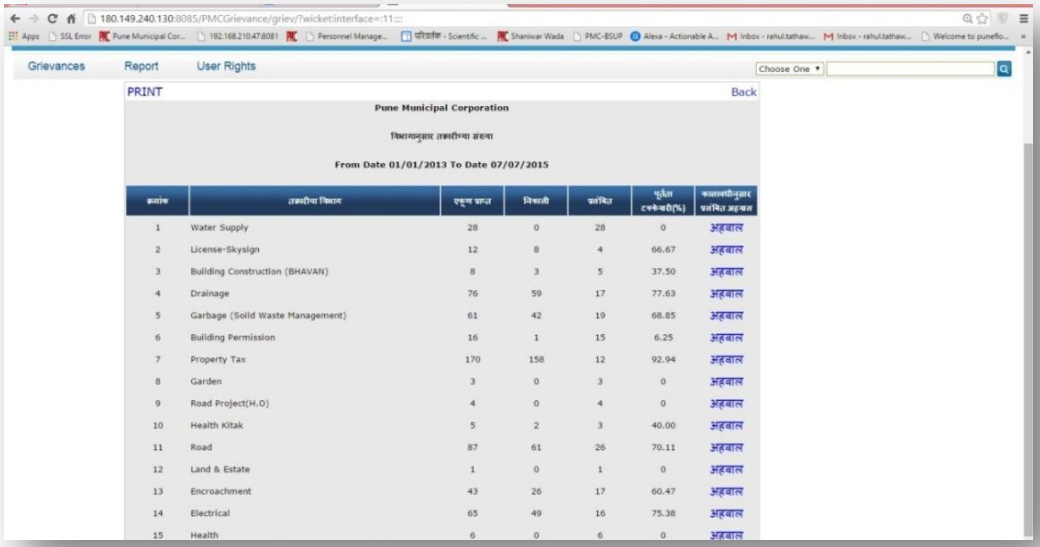

Grievances Report User Rights Choose One

PRINT Back

Pune Municipal Corporation

विभागानुसार तक्रारीच्या संख्या

From Date 01/01/2013 To Date 07/07/2015

क्रमांक	तक्रारीचा विभाग	एकुण प्राप्त	निकाली	प्रलंबित	पूर्ततेचे टक्केवारी(%)	कालावधीनुसार प्रलंबित अहवाल
1	Water Supply	28	0	28	0	अहवाल
2	License-Skysign	12	8	4	66.67	अहवाल
3	Building Construction (BHAVAN)	8	3	5	37.50	अहवाल
4	Drainage	76	59	17	77.63	अहवाल
5	Garbage (Soild Waste Management)	61	42	19	68.85	अहवाल
6	Building Permission	16	1	15	6.25	अहवाल
7	Property Tax	170	158	12	92.94	अहवाल
8	Garden	3	0	3	0	अहवाल
9	Road Project(H.O)	4	0	4	0	अहवाल
10	Health Kitak	5	2	3	40.00	अहवाल
11	Road	87	61	26	70.11	अहवाल
12	Land & Estate	1	0	1	0	अहवाल
13	Encroachment	43	26	17	60.47	अहवाल
14	Electrical	65	49	16	75.38	अहवाल
15	Health	6	0	6	0	अहवाल

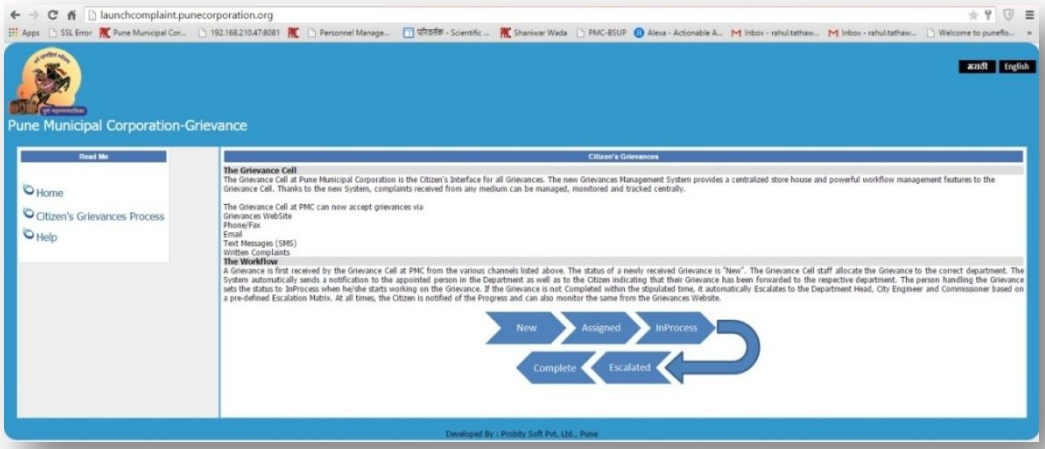

PART 3: Monthly e-newsletter

Pune Municipal Corporation has evolved over the year since its establishment and also Pune Municipal Corporation has taken proactive steps in sharing of information with the people. PMC is organization for the people, by the people and of the people. It is PMC's Endeavour to come closer to the citizen of Pune.

Taking a step further in the online and social media campaign, the Pune Municipal Corporation on 18th May 2015 launched its Face book page, e-newsletter and Instagram account. This is an attempt by the PMC to connect with more citizens and provide online services to the citizens and make the civic body accessible to the citizen 24X7.

"The PMC's account on Face book and Instagram and e-newsletter will be a direct bridge between the citizens and the civic body" – H'ble Mayor, Pune City.

PMC believe that the confidence of citizenry on its work is most important for success of its functioning. It is vital for PMC to create mechanism of confidence building of gaining the trust of citizen of people. It is in this background PMC has launched the E Newsletter in the name of "Pune Pulse" from May 2015.



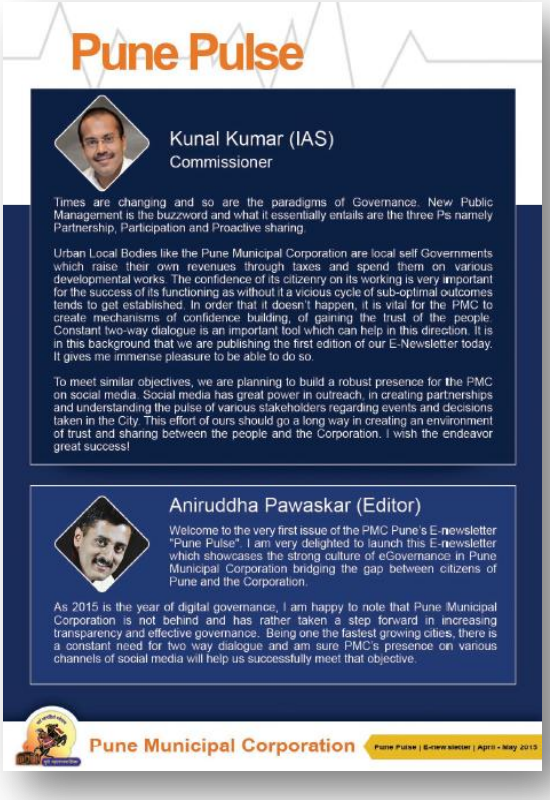

Pune Pulse

Kunal Kumar (IAS)
Commissioner

Times are changing and so are the paradigms of Governance. New Public Management is the buzzword and what it essentially entails are the three Ps namely Partnership, Participation and Proactive sharing.

Urban Local Bodies like the Pune Municipal Corporation are local self Governments which raise their own revenues through taxes and spend them on various developmental works. The confidence of its citizenry on its working is very important for the success of its functioning as without it a vicious cycle of sub-optimal outcomes tends to get established. In order that it doesn't happen, it is vital for the PMC to create mechanisms of confidence building, of gaining the trust of the people. Constant two-way dialogue is an important tool which can help in this direction. It is in this background that we are publishing the first edition of our E-Newsletter today. It gives me immense pleasure to be able to do so.

To meet similar objectives, we are planning to build a robust presence for the PMC on social media. Social media has great power in outreach, in creating partnerships and understanding the pulse of various stakeholders regarding events and decisions taken in the City. This effort of ours should go a long way in creating an environment of trust and sharing between the people and the Corporation. I wish the endeavor great success!

Aniruddha Pawaskar (Editor)

Welcome to the very first issue of the PMC Pune's E-newsletter "Pune Pulse". I am very delighted to launch this E-newsletter which showcases the strong culture of eGovernance in Pune Municipal Corporation bridging the gap between citizens of Pune and the Corporation.

As 2015 is the year of digital governance, I am happy to note that Pune Municipal Corporation is not behind and has rather taken a step forward in increasing transparency and effective governance. Being one the fastest growing cities, there is a constant need for two way dialogue and am sure PMC's presence on various channels of social media will help us successfully meet that objective.

Pune Municipal Corporation | Pune Pulse | E-newsletter | April - May 2015

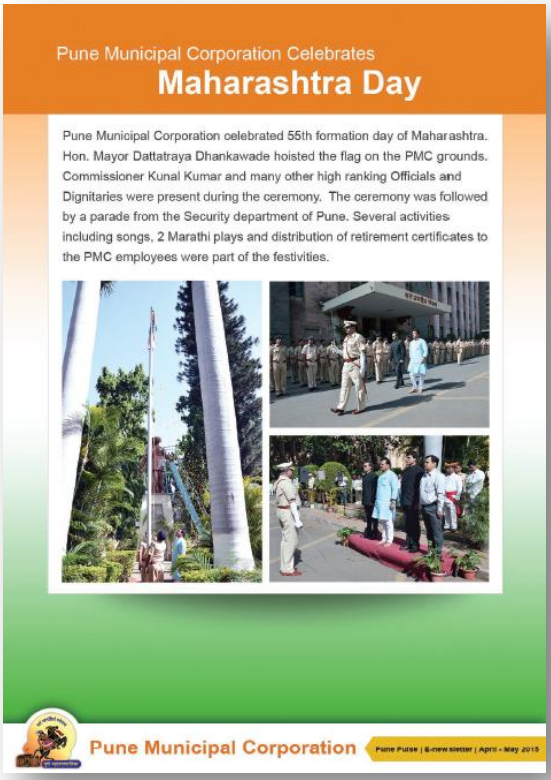

Pune Municipal Corporation Celebrates

Maharashtra Day

Pune Municipal Corporation celebrated 55th formation day of Maharashtra. Hon. Mayor Dattatraya Dhankawade hoisted the flag on the PMC grounds. Commissioner Kunal Kumar and many other high ranking Officials and Dignitaries were present during the ceremony. The ceremony was followed by a parade from the Security department of Pune. Several activities including songs, 2 Marathi plays and distribution of retirement certificates to the PMC employees were part of the festivities.

Pune Municipal Corporation | Pune Pulse | E-newsletter | April - May 2015



Pune Pulse

PUNE Municipal Corporation
June 2015

Pune Municipal Corporation | Pune Pulse | E-newsletter | June 2015



Pune Pulse

PUNE Municipal Corporation
July 2015

Pune Municipal Corporation | Pune Pulse | E-newsletter | July 2015

Face Book Page: https://www.facebook.com/PMCPune?fref=ts
Instagram Link: https://instagram.com/pmcpune/
E-News Letter:
http://www.punecorporation.org/informpdf/enewsletter/PMC%20E%20newsletter%20July%202015.pdf

Part 4: Electronically place project-wise municipal budget expenditure information

PMC gave head start to the criteria of electronically delivered project-wise municipal budget expenditure information for the last two financial years (FY 2013-14, FY 2014-15) on the website - www.punecorporation.org to revamp the online facility.

This MIS related to work Project wise details of budget expenditure information from each department there is Pune website.

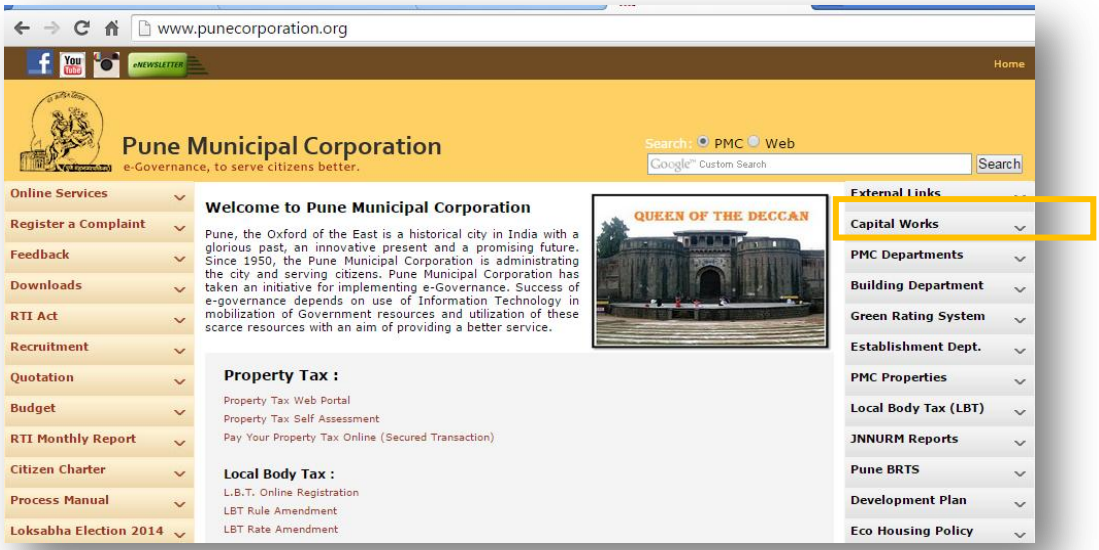



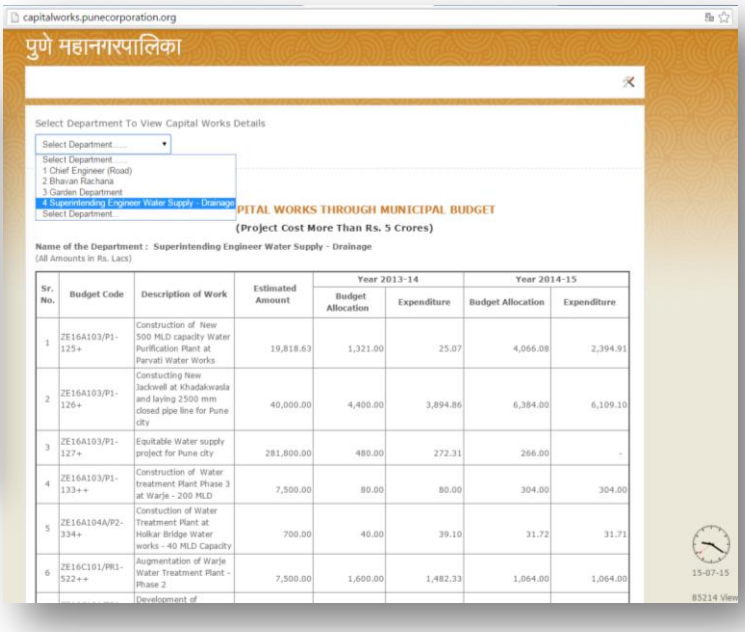

Part 5: Resolution of elected city council

PMC General Body Resolution number 97 dated 17/7/15

नगरसचिव कार्यालय

पुणे महानगरपालिका

महानगरपालिका सभा ठराव

सभा क्रमांक :- २० दिनांक :- १७/७/२०१५

विषय क्रमांक:- १/१३५ ठराव क्रमांक:- ९७ खाते - मा.महा.आयुक्त

संदर्भ - १) मा.महा.आयुक्त यांचे जा.क्र.मआ/उआ(वि)/२१६ दि.७/७/२०१५ चे पत्र.

२) मा.स्थायी समिती ठ.क्र.३७९, दि. ७/७/२०१५

मा.महा.आयुक्त यांनी दिलेली कारणे व केलेली शिफारस विचारात घेवून -

केंद्र शासन पुरस्कृत स्मार्ट सिटी अभियानाच्या मार्गदर्शक सूचनानुसार पुणे शहराची निवड करण्यासाठी स्मार्ट सिटी चॅलेंज मध्ये प्रस्ताव सादर करणेसाठी खालील बाबीस मान्यता देण्यात येत आहे.

१) केंद्र शासन पुरस्कृत स्मार्ट सिटी अभियानाच्या मार्गदर्शक सूचनानुसार पुणे शहराची निवड करण्यासाठी स्मार्ट सिटी चॅलेंज मध्ये प्रस्ताव सादर करणेस.

२) मा. मुख्य सभेची पश्चात मान्यता मिळणेच्या अधिन राहून मा. महा. आयुक्त यांचे विषयपत्रात नमूद केलेल्या बाबीस.

श्री नगरसचिव,
पुणे महानगरपालिका.

उप आयुक्त (वि.)

महापालिका आयुक्त
पुणे महानगरपालिका

१७/७

Standing Committee Resolution number 379 dated 7/7/15

नगरसचिव कार्यालय

पुणे महानगरपालिका

स्थायी समितीचा ठराव

सभा क्रमांक :- २२ दिनांक - ७/७/२०१५

विषय क्रमांक :- ३७९ त्वर्य ठराव क्रमांक :- ३७९ खाते :- मा.महा.आयुक्त

संदर्भ :- मा.महा.आयुक्त यांचे जा.क्र. मआ/उआ(वि)/२१६ दि.७/७/२०१५ चे पत्र.

मा.महा.आयुक्त यांनी दिलेली कारणे व केलेली शिफारस विचारात घेवून -

केंद्र शासन पुरस्कृत स्मार्ट सिटी अभियानाच्या मार्गदर्शक सूचनानुसार पुणे शहराची निवड करण्यासाठी स्मार्ट सिटी चॅलेंज मध्ये प्रस्ताव सादर करणेसाठी खालील बाबीस मान्यता द्यावी अशी मा.मुख्य सभेकडे शिफारस आहे.

१) केंद्र शासन पुरस्कृत स्मार्ट सिटी अभियानाच्या मार्गदर्शक सूचनानुसार पुणे शहराची निवड करण्यासाठी स्मार्ट सिटी चॅलेंज मध्ये प्रस्ताव सादर करणेस.

२) मा.मुख्य सभेची पश्चात मान्यता मिळणेच्या अधिन राहून मा.महा.आयुक्त यांचे विषयपत्रात नमूद केलेल्या बाबीस.

(टिप :- सदरचा विषय माहे जुलै २०१५ च्या मनपा मुख्य सभेत दाखल करण्यात यावा.)

नगरसचिव,
पुणे महानगरपालिका.

मा.उप आयुक्त (विशेष)
यांजकडेस पुढील तजविजीसाठी
सविनय सादर...

अधिक्षक
महापालिका आयुक्त कार्यालय
पुणे महानगरपालिका

उप आयुक्त (विशेष)
पुणे महानगरपालिका

उप आयुक्त (वि) कार्यालय
पुणे महानगरपालिका
आवक क्र. २/१४९
दिनांक ०९/०७/१५

Part 6: Table with dates, specific agenda and number of people in attendance in ward consultations held with residents of the city

The Stakeholders are important as they give valuable suggestions and recommendation regarding the existing situations in the city and also make aware of their visions which they perceive for the city.

In view of the same PMC is conducting ward level consultation process to involve the entire stakeholder to shape up the vision for Pune Smart city. All the 15 Wards of Pune, has been doing the consultation process with Ward committee and Mohalla Committee. The agenda for the meetings has been mainly to prioritization of sector which needs immediate attentions, working on the criteria for selection of area for the Mission implementation, consultation Process (Stakeholder consultation) at various stages.

WARJE – KARVE NAGAR

Ghole Road

Part 7: Levy of compensatory penalty for delays in service delivery

GoM in its GR Dated 23rd June 2015 has asked to incorporate 15 Mandatory online services, which PMC will be implementing from 14th July 2015, which are as follows:

1. Birth Certificate
2. Death Certificate
3. Marriage Certificate
4. Tax Certificate
5. No Dues
6. a. Transfer of (property) documents
   b. Transfer of documents to successor
7. Zone Certificate (Building plan as per DP)
8. Plan Submission
9. Building Permission
10. Plinth Checking Certificate
11. Occupation certificate
12. Water Connection
13. Drainage Connection
14. Provisional NOC for fire brigade
15. Final NOC for fire brigade

Civic officials face fine for failing to act on time

TIMES NEWS NETWORK

Pune: The civic officials will now have to pay fine between Rs 500 and Rs 5,000 for failing to perform their duties under the Maharashtra Guarantee of Public Services Act 2015.

The Pune Municipal Corporation started implementing the provisions of the Act from Wednesday.

"Instructions have been given to the civic officials about the provisions in the Act. Staff members who fail to follow the rules will be fined, which can be deducted from their salaries," said Rajendra Jagtap, additional commissioner of PMC, while speaking to reporters.

The bill was passed on Monday at the state assembly. The government had introduced an ordinance in this regard.

As per the Act, the departments will have to provide services to the applicants within a given time period. Even if the application has to be rejected, it will have to be done within the prescribed period and the applicant should be informed accordingly. Applicants will a get unique application number which will help them in tracking the application.

The government has issued notification about it. It covers services like issuance of birth, death, marriage and income certificates. These will have to be provided within three days of application, said civic officials.

The PMC officials said that the applicant can file an appeal with the first appellate authority and then the second appellate authority in case he/she fails to get services within the given time period or is not satisfied with the services. The appellate authorities will also have to take decision in the prescribed time period.

Like provisions of state information commission in RTI Act, the government will establish Maharashtra State Right to Service Commission. It will hear the appeals in case applicant not satisfied with the appellate authorities.

Applicants will have to ensure that their application is accurate. There is a provision of action on the applicant, in case of wrong information or fake documents.

In case of services are provided before the stipulated time period, the officials will get cash incentives and awards.

UNDER RIGHT TO SERVICES ACT

Certificates	Time limit
Birth	3 days
Death	3 days
Marriage	3 days
No dues	3 days
Property tax	3 days
Section map	3 days
Zone	7 days
Fire NOC (primary)	7 days
Fire NOC (final)	15 days
Property transfers	15 days
Water connection	15 days
Occupancy	21 days
Building permission	60 days

http://www.punecorporation.org/informpdf/Right%20To%20services%20Act%202015.pdf



पुणे महानगरपालिका

अधिसूचना

(महाराष्ट्र लोकसेवा अध्यादेश, २०१५ कलम ३ (१) अन्वये)

क्रमांक : मनपा / लोकसेवा / मआ / ४५९ / २०१५

सार्वजनिक जीवनातील आर्थिक व सामाजिक क्षेत्रांच्या शाश्वत विकासासाठी सुप्रशासन अत्यावश्यक आहे. नागरी प्रशासनामध्ये उत्तरदायित्व, जबाबदारी व अधिक पारदर्शकता आणण्यासाठी कार्यक्षम व कालबद्ध लोकसेवा नागरिकांना पुरविण्यासाठी महाराष्ट्र लोकसेवा अध्यादेश, २०१५ मधील कलम – ३ अन्वये प्राप्त अधिकारानुसार पुणे महानगरपालिका ही सार्वजनिक प्राधिकरण म्हणून शासन दर्शविल्याप्रमाणे लोकसेवेचे नाव, आवश्यक कागदपत्रे, फी, सेवा देणारा पदनिर्देशित अधिकारी, सेवा देण्यासाठी निश्चित केलेला कालावधी, प्रथम व द्वितीय अपिल प्राधिकारी इत्यादी तपशील अधिसूचित करीत आहे.

सदरची अधिसूचना, नमूद अध्यादेश व सविस्तर माहिती महानगरपालिकेच्या www.punecorporation.org या संकेत स्थळावर उपलब्ध आहे.

या अधिसूचनेची अंमलबजावणी प्रसिद्धीच्या दिनांकापासून अंमलात येईल.

(कुणाल कुमार)
महापालिका आयुक्त
पुणे महानगरपालिका

ठिकाण : पुणे
दिनांक : १५ जुलै, २०१५

Part 8: Collection of internally generated revenue (e.g. taxes, fees, charges) during the last three FYs (2012-15)

The trends in adjoining graphs show that Octroi / LBT has been the major source of revenue and till now the growth trend has been impressive. *Property Tax also has consistently contributed to the Tax Revenue corpus and shows fairly linear growth rate especially after PMC's initiatives towards e-governance.* The city development & permission charges are yet another major contributor towards revenue collection, which again has seen a tremendous impetus post application of Auto DCR & Fast track approval Systems as part of e-governance. Water Tax has contributed the least in the Tax Revenue but the growth rate indicates linear progress in the last financial year. This indicates that PMC has made appreciable achievement in fiscal decentralization.

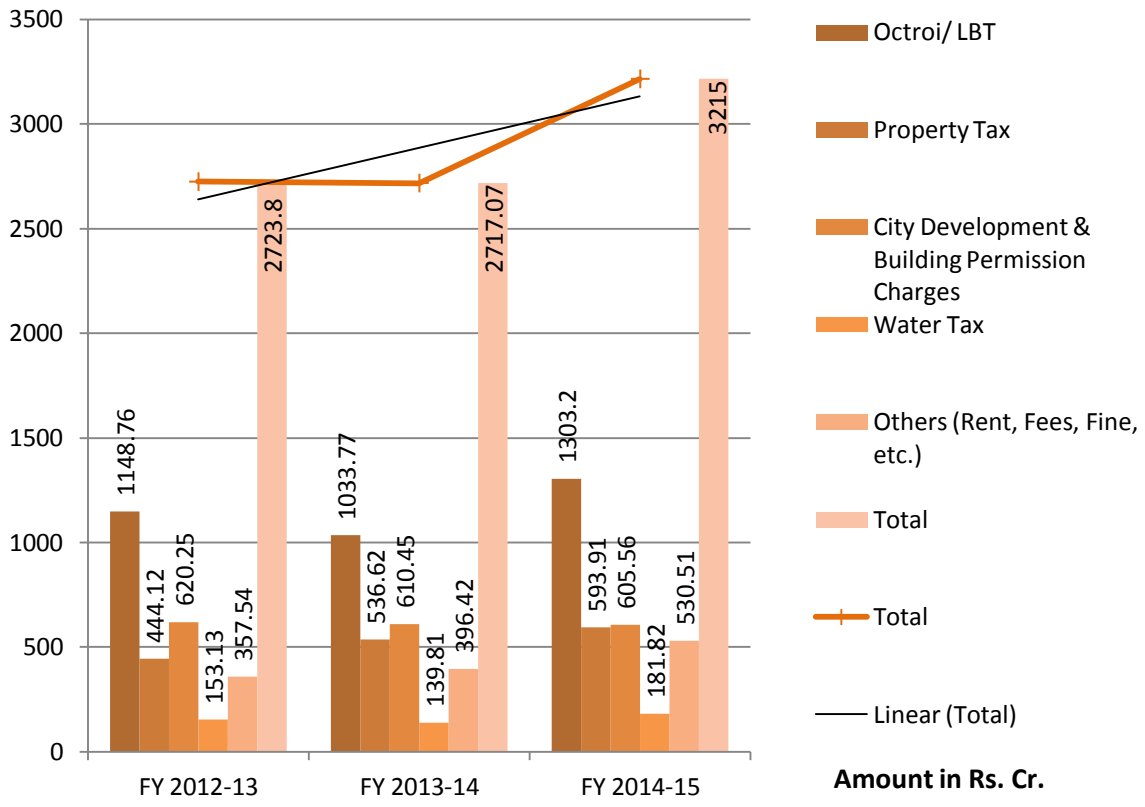

Note:

1. Octroi was being levied till F.Y. 2012-13. In the Year 2013-14 L.B.T. has replaced octroi, but due for first year of L.B.T. collection it was Lesser than Octroi collection
2. The data regarding 2014-15 is Before Finalization of Accounts

Office of Municipal Commissioner
Pune Municipal Corporation,
2nd Floor, Main Building, Shivajinagar
Pune-411005

Certificate

Part No 8 – Collection of internally generated revenue (e.g. taxes, fees, charges) during the last three FYs (2012-15).

Collection of internally generated revenue (e.g. taxes, fees, charges) during the last three FYs (2012-15) is given below:

Particulars	Year (Amount in Rs. Crores)		
	2012-13	2013-14	2014-15
Increasing trend of total collection of internally generated revenue (e.g. taxes, fees, charges) during the last three FYs (2012-15)	Rs. 2723.80 Cr	Rs. 2717.07 Cr	Rs. 3215.00 Cr

Municipal Commissioner
Pune Municipal Corporation

Part 9: Payment of salaries

Office of Chief Auditor & Finance Officer
Pune Municipal Corporation
Pune 411005

TO WHOMSOEVER IT MAY CONCERN

This is to certify that Pune Municipal Corporation (PMC), Pune has paid the salary of Rs. 50,23,43,486.00/- for the month of June 2015 and no amount is pending against it.

Municipal Commissioner
Pune Municipal Corporation

Part 10: Audit of accounts

Local Fund Authority has completed the audit for the financial years 2012-13 vide Jt. Director Letter no. LFA-18/PMC/AA/575 dated 10.06.2015 and office of Divisional Commissioner letter no.MC/3/KV/PMC/18527/2015 dated June 2015.

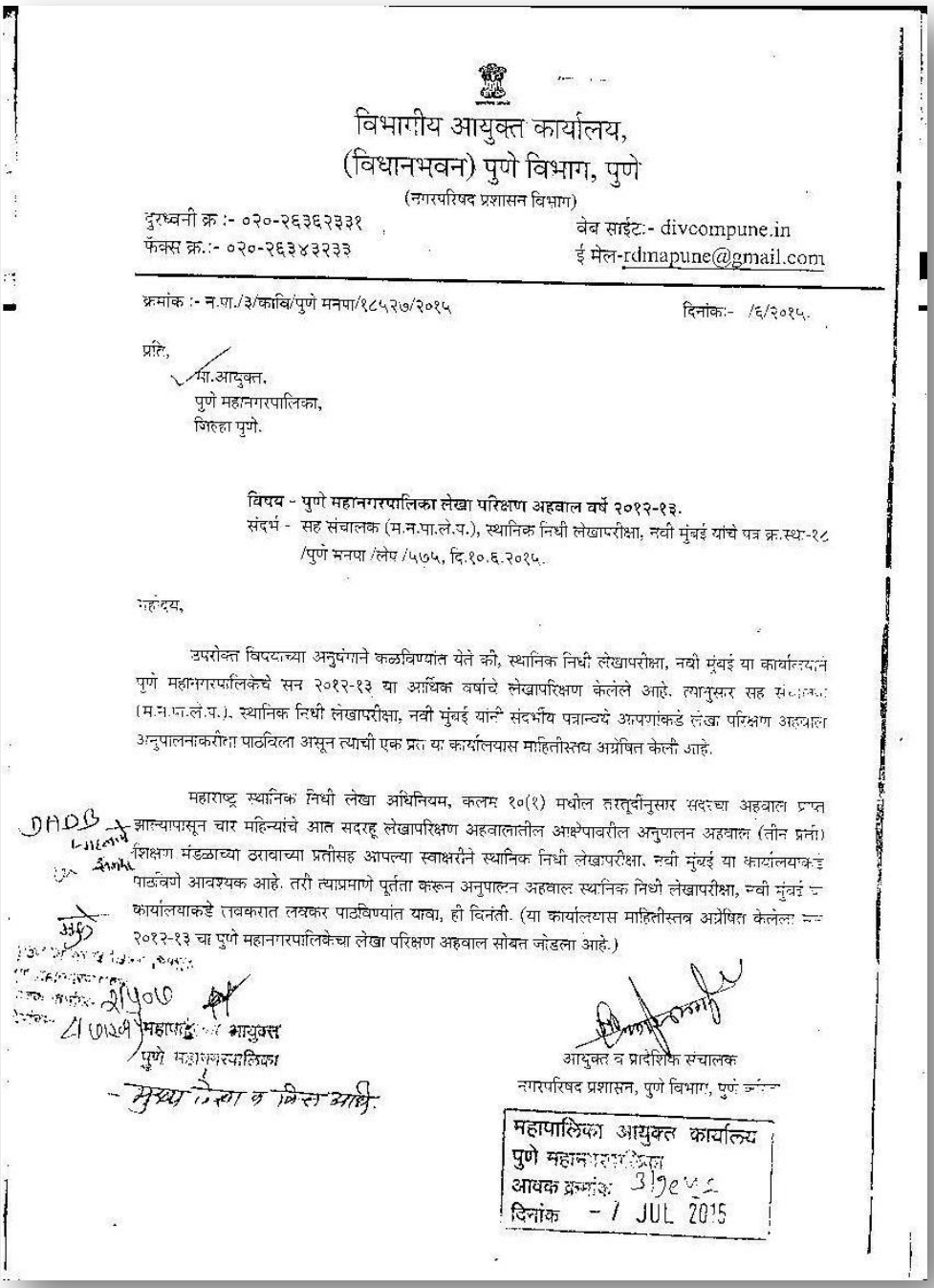

विभागीय आयुक्त कार्यालय,
(विधानभवन) पुणे विभाग, पुणे
(नगरपरिषद प्रशासन विभाग)

दुरध्वनी क्र :- ०२०-२६३६२३३१
फॅक्स क्र.:- ०२०-२६३४३२३३
वेब साईट:- divcompune.in
ई मेल-rdmapune@gmail.com

क्रमांक :- न.प./३/कावि/पुणे मनपा/१८५२७/२०१५ दिनांक:- /६/२०१५.

प्रति,
मा.आयुक्त,
पुणे महानगरपालिका,
जिल्हा पुणे.

विषय - पुणे महानगरपालिका लेखा परिक्षण अहवाल वर्ष २०१२-१३.
संदर्भ - सह संचालक (म.न.पा.ले.प.), स्थानिक निधी लेखापरीक्षा, नवी मुंबई यांचे पत्र क्र.स्थ-१८ /पुणे मनपा /लेप /५७५, दि.१०.६.२०१५.

महोदय,

उपरोक्त विषयाच्या अनुषंगाने कळविण्यात येते की, स्थानिक निधी लेखापरीक्षा, नवी मुंबई या कार्यालयाने पुणे महानगरपालिकेचे सन २०१२-१३ या आर्थिक वर्षाचे लेखापरिक्षण केलेले आहे. त्यानुसार सह संचालक (म.न.पा.ले.प.), स्थानिक निधी लेखापरीक्षा, नवी मुंबई यांनी संदर्भीय पत्रान्वये अपणांकडे लेखा परिक्षण अहवाल अनुपालनाकरीता पाठविला असून त्याची एक प्रत या कार्यालयास माहितीस्तव अग्रेषित केली आहे.

महाराष्ट्र स्थानिक निधी लेखा अधिनियम, कलम १०(१) मधील तरतूदीनुसार सदरचा अहवाल प्राप्त झाल्यापासून चार महिन्यांचे आत सदरहू लेखापरिक्षण अहवालातील आक्षेपावरील अनुपालन अहवाल (तीन प्रती) शिक्षण मंडळाच्या ठरावाच्या प्रतीसह आपल्या स्वाक्षरीने स्थानिक निधी लेखापरीक्षा, नवी मुंबई या कार्यालयाकडे पाठविणे आवश्यक आहे. तरी त्याप्रमाणे पूर्तता करून अनुपालन अहवाल स्थानिक निधी लेखापरीक्षा, नवी मुंबई या कार्यालयाकडे तातकरात तातकर पाठविण्यात यावा, ही विनंती. (या कार्यालयास माहितीस्तव अग्रेषित केलेला सन २०१२-१३ चा पुणे महानगरपालिकेचा लेखा परिक्षण अहवाल सोबत जोडला आहे.)

महापालिका आयुक्त
पुणे महानगरपालिका

आयुक्त व प्रादेशिक संचालक
नगरपरिषद प्रशासन, पुणे विभाग, पुणे

महापालिका आयुक्त कार्यालय
पुणे महानगरपालिका
आवक क्रमांक: 31945
दिनांक - 1 JUL 2015

AG Audit of India (Indian Audit and Accounts Department, Office of Principal Accountant General) has completed audit of various department till FY 2012-13.

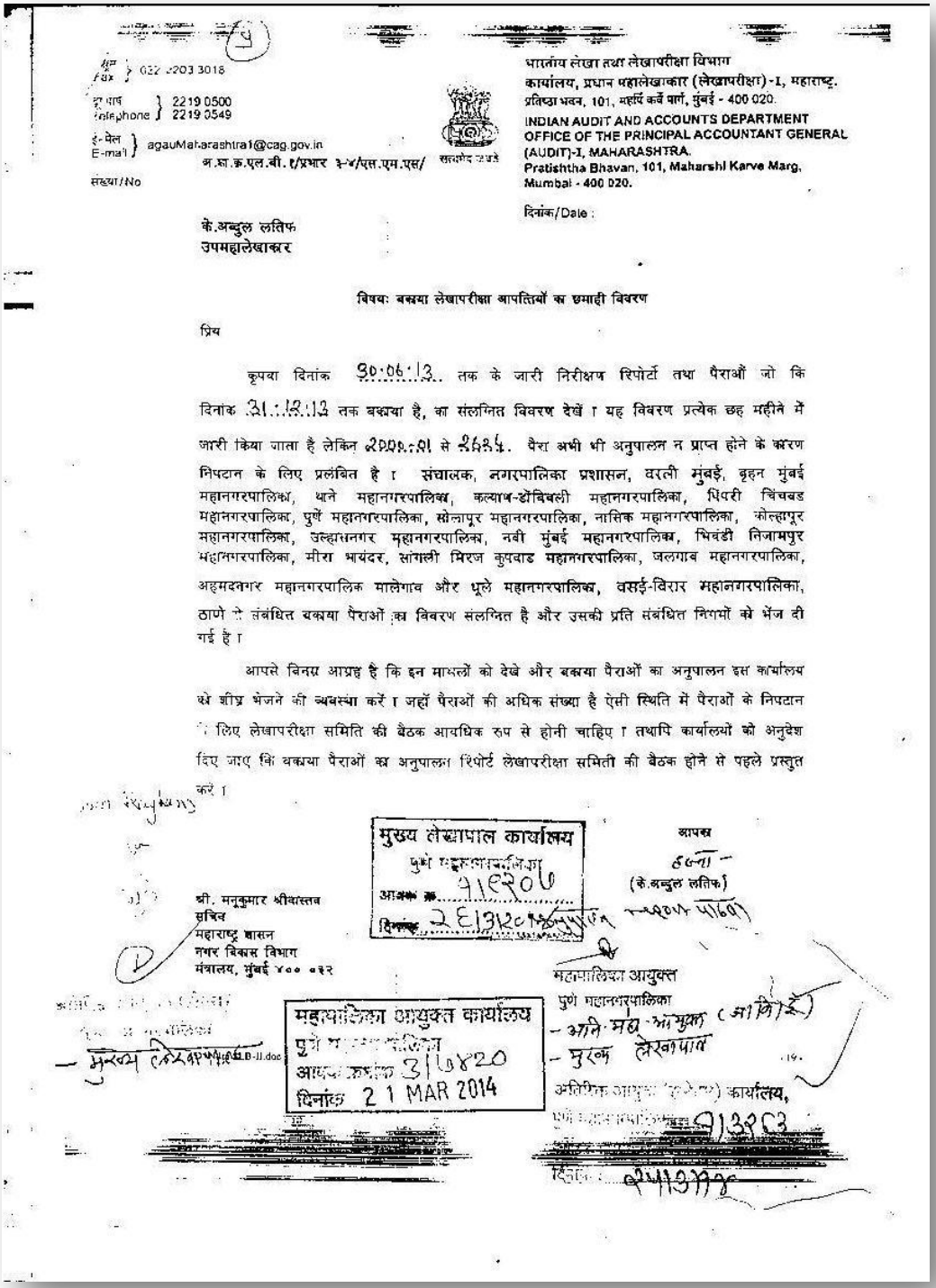

Fax } 022 2203 3018
दूरभाष Telephone } 2219 0500 2219 0549
ई-मेल E-mail } agauMaharashtra1@cag.gov.in

भारतीय लेखा तथा लेखापरीक्षा विभाग
कार्यालय, प्रधान महालेखाकार (लेखापरीक्षा)-I, महाराष्ट्र.
प्रतिष्ठा भवन, 101, महर्षि कर्वे मार्ग, मुंबई - 400 020.
INDIAN AUDIT AND ACCOUNTS DEPARTMENT
OFFICE OF THE PRINCIPAL ACCOUNTANT GENERAL (AUDIT)-I, MAHARASHTRA.
Pratishtha Bhavan, 101, Maharshi Karve Marg, Mumbai - 400 020.

अ.का.क.एल.बी. I/प्रभार ३-४/एस.एम.एस/
संख्या/No
दिनांक/Date :

के.अब्दुल लतिफ
उपमहालेखाकार

विषय: बकाया लेखापरीक्षा आपत्तियों का छमाही विवरण

प्रिय

कृपया दिनांक 30.06.13 तक के जारी निरीक्षण रिपोर्टों तथा पैराओं जो कि दिनांक 31.12.13 तक बकाया है, का संलग्नित विवरण देखें। यह विवरण प्रत्येक छह महीने में जारी किया जाता है लेकिन 2000-01 से 2634 पैरा अभी भी अनुपालन न प्राप्त होने के कारण निपटान के लिए प्रलंबित है। संचालक, नगरपालिका प्रशासन, दरली मुंबई, वृहन मुंबई महानगरपालिका, थाने महानगरपालिका, कल्याण-डोंबिवली महानगरपालिका, पिंपरी चिंचवड महानगरपालिका, पुणे महानगरपालिका, सोलापूर महानगरपालिका, नासिक महानगरपालिका, कोल्हापूर महानगरपालिका, उल्हासनगर महानगरपालिका, नवी मुंबई महानगरपालिका, भिवंडी निजामपुर महानगरपालिका, मीरा भायंदर, सांगली मिरज कुपवाड महानगरपालिका, जलगाव महानगरपालिका, अहमदनगर महानगरपालिक मालेगाव और धूले महानगरपालिका, वसई-विरार महानगरपालिका, ठाणे से संबंधित बकाया पैराओं का विवरण संलग्नित है और उसकी प्रति संबंधित निगमों को भेज दी गई है।

आपसे विनम्र आग्रह है कि इन मामलों को देखे और बकाया पैराओं का अनुपालन इस कार्यालय को शीघ्र भेजने की व्यवस्था करें। जहाँ पैराओं की अधिक संख्या है ऐसी स्थिति में पैराओं के निपटान के लिए लेखापरीक्षा समिति की बैठक आयोजित रुप से होनी चाहिए। तथापि कार्यालयों को अनुदेश दिए जाए कि बकाया पैराओं का अनुपालन रिपोर्ट लेखापरीक्षा समिती की बैठक होने से पहले प्रस्तुत करें।

आपका
(के.अब्दुल लतिफ)

श्री. मनुकुमार श्रीवास्तव
सचिव
महाराष्ट्र शासन
नगर विकास विभाग
मंत्रालय, मुंबई ४०० ०३२

मुख्य लेखापाल कार्यालय
पुणे महानगरपालिका
आवक क्र. 11920
दिनांक 26/3/2014

महापालिका आयुक्त
पुणे महानगरपालिका

महापालिका आयुक्त कार्यालय
पुणे महानगरपालिका
आवक क्रमांक 31080
दिनांक 21 MAR 2014

अतिरिक्त आयुक्त (प्रशासन) कार्यालय,
पुणे महानगरपालिका
दिनांक 21/3/14

Part 11: Percentage contribution of tax revenue, fees and user charges, rents and other internal revenue sources

PMC has been continuously surplus in revenue fiscal. From the table below it may be observed that the total actual Revenue for the year 2014-15 has been of Rs.3215.00 Cr. against the budgeted receipt for the same year.

Collection of Tax revenue fees and user charges, rents and other internal revenue sources –for FY 2014-15

Sl	Component	PMC's Budgeted Receipt for FY 2014-15 (Rs. In Cr.)	PMC's Actual Revenue for FY 2014-15 (Rs. In Cr.)
1	Octoi / LBT	1439.78	1303.2
2	Property Tax	735.00	593.91
3	City development & Building permission charges	899.76	605.56
4	Water Tax	202.50	181.82
5	Others: Rent. Fees, Fine, etc.	425.22	530.51
	Total Receipt	3702.26	3215.00
	% of Actual Revenue vs Budgeted Revenue	86.84%	

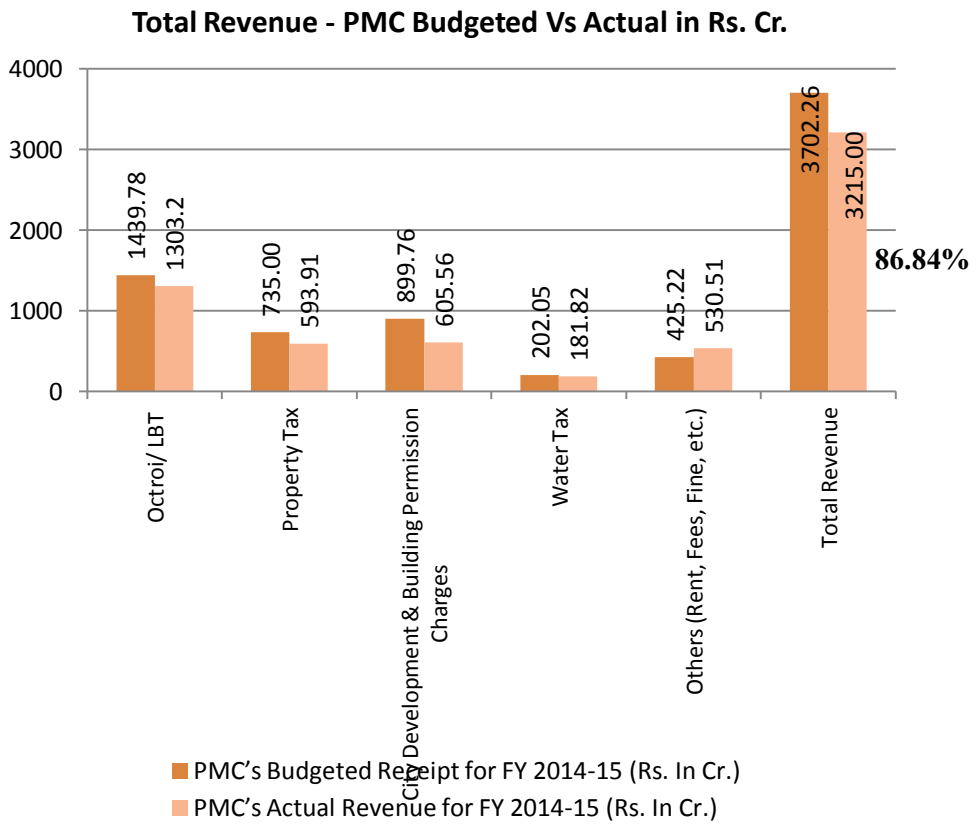

Office of Municipal Commissioner
Pune Municipal Corporation,
2nd Floor, Main Building, Shivajinagar
Pune-411005

Certificate

Part No 11– Percentage contribution of tax revenue, fees and user charges, rents and other internal revenue sources

This is to certify that percentage contribution of tax revenue, fees and user charges, rents and other internal revenue sources is as per the table below:

Collection of Tax revenue fees and user charges, rents and other internal revenue sources –for FY 2014-15

Sl	Component	PMC's Budgeted Receipt for FY 2014-15 (Rs. In Cr.)	PMC's Actual Revenue for FY 2014-15 (Rs. In Cr.)
1	Octoi / LBT	1439.78	1303.2
2	Property Tax	735.00	593.91
3	City development & Building permission charges	899.76	605.56
4	Water Tax	202.50	181.82
5	Others: Rent. Fees, Fine, etc.	425.22	530.51
	Total Receipt	3702.26	3215.00
	% of Actual Revenue vs Budgeted Revenue	86.84%	

Chief Account & Finance Officer
Pune Municipal Corporation

Municipal Commissioner
Pune Municipal Corporation

Part 12: Percentage of operation and maintenance cost of water supply

Water charges for Domestic use were introduced from April, 2000. These user charges were linked with the Property and according to the property type water tax was collected. The expenditure for the FY 2014 on O&M of water supply is Rs. 232.02 Cr. (as in the table below). The collection of water supply service for the same FY is Rs. 212.89 Cr. Thus *the percentage of Actual collection vs Actual expenditure for O&M of Water Supply is 91.76%.*

Total O&M Expenditure for Water Supply Services for FY 2014-15

Sl	Component	Expenditure in Rs. Cr.
1	Salary	75.00
2	Electricity Charges	96.05
3	Raw Water Charges	28.72
4	Miscellaneous	31.34
5	Lubrication & Machinery	0.89
	Total O&M Expenditure	**232.00**

Total Collection for Water Supply Services for FY 2014-15

Sl	Component	Collection for Water Supply Services Rs. In Cr.
1	**Total Collection**	**212.89**
	% of Actual collection vs Actual expenditure for O&M of Water Supply	**= 212.89/232.02 =91.76%**

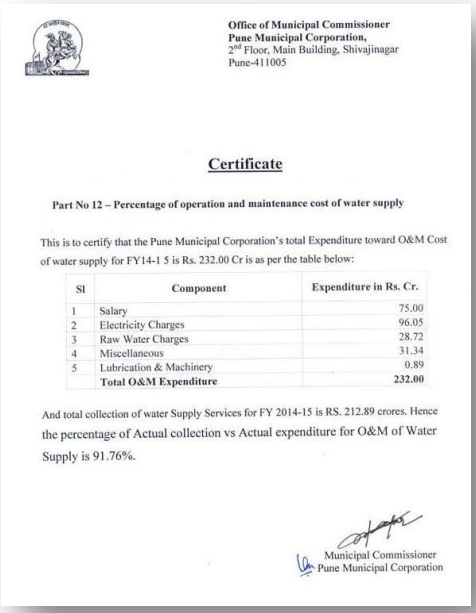

Office of Municipal Commissioner
Pune Municipal Corporation,
2nd Floor, Main Building, Shivajinagar
Pune-411005

Certificate

Part No 12 – Percentage of operation and maintenance cost of water supply

This is to certify that the Pune Municipal Corporation's total Expenditure toward O&M Cost of water supply for FY14-1 5 is Rs. 232.00 Cr is as per the table below:

Sl	Component	Expenditure in Rs. Cr.
1	Salary	75.00
2	Electricity Charges	96.05
3	Raw Water Charges	28.72
4	Miscellaneous	31.34
5	Lubrication & Machinery	0.89
	Total O&M Expenditure	**232.00**

And total collection of water Supply Services for FY 2014-15 is RS. 212.89 crores. Hence the percentage of Actual collection vs Actual expenditure for O&M of Water Supply is 91.76%.

Municipal Commissioner
Pune Municipal Corporation

Part 13: Percentage contribution of internal revenue sources (self-generated) used for capital works during FY 2014-15

PMC has spent Rs. 1252.77 Cr. in FY 2014-15 on capital expenditure such as Road, Building, Water Supply & Sewerage, and Solid Waste Management Etc.

Capital Expenditure for FY 2014-15		
Sl	Expenditure Head	Amount in Rs. Cr.
1	Capital Expenditure A: Road, Building, etc	967.53
2	Capital Expenditure B: Water, Sewerage and Drainage	285.24
	Total	**1252.77**

Sl	Component	PMC's Actual Revenue for FY 2014-15 (Rs. In Cr.)
1	Octoi / LBT	1303.2
2	Property Tax	593.91
3	City development & Building permission charges	605.56
4	Water Tax	181.82
5	Others: Rent. Fees, Fine, etc.	530.51
	Total Receipt	**3215.00**
	Hence the % contribution of internal revenue for capital works is **38.97%**	

Contribution of internal revenue sources (self-generated) used for capital works during FY 2014-15 (Rs. In Cr.)

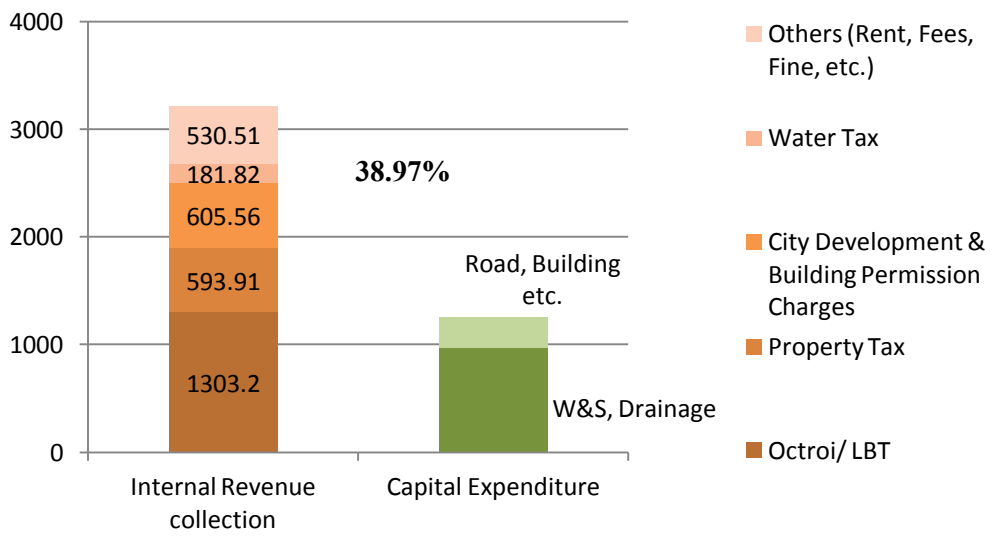

Office of Municipal Commissioner
Pune Municipal Corporation,
2nd Floor, Main Building, Shivajinagar
Pune-411005

Certificate

Part No 13 – Percentage contribution of internal revenue sources (self-generated) used for capital works during FY 2014-15

This is to certify that PMC has spent Rs. 1252.77 Cr. on capital expenditure such as Road, Building, Water Supply & Sewerage, and Solid Waste Management Etc and PMC's Actual Revenue is Rs. 3215.00 cr in FY 2014-15 as given below:

Capital Expenditure for FY 2014-15

Sl	Expenditure Head	Amount in Rs. Cr.
1	Capital Expenditure A: Road, Building, etc	967.53
2	Capital Expenditure B: Water, Sewerage and Drainage	285.24
	Total	**1252.77**

Sl	Component	PMC's Actual Revenue for FY 2014-15 (Rs. In Cr.)
1	Octoi / LBT	1303.2
2	Property Tax	593.91
3	City development & Building permission charges	605.56
4	Water Tax	181.82
5	Others: Rent. Fees, Fine, etc.	530.51
	Total Receipt	**3215.00**
	Hence the % contribution of internal revenue for capital works is **38.97%**	

Chief Account & Finance Officer
Pune Municipal Corporation

Municipal Commissioner
Pune Municipal Corporation

Part 14: City-level JnNURM Reforms

Status of Urban Local Body Reforms

Pune Municipal Corporation (PMC) has implemented all the mandatory & optional reforms at ULB level to ensure planned development as envisaged in the earlier national urban renewal mission.

Reforms have been introduced to various sectors including property tax, water supply & Solid waste, for its proper functioning & governance.

Reforms – Calibration Sheet (MoUD), GoI.

Maharashtra - Reforms Calibrated Milestones & Scores (Tentative)

S.No	Reform Milestone	Max. Score	Achieved Score				
	ULB LEVEL REFORMS		Nagpur	Nanded	Nashik	Pune	Greater Mumba
1	e-Governance	10.0	10.00	10.00	10.00	10.00	10.00
2	Shift to Accrual based Double Entry Accounting	10.0	10.0	8.5	10.0	10.0	10.0
3	Property Tax (85% coverage & 90% collection efficiency)	10.0	10.0	10.0	10.0	10.0	10.0
4	100% O&M cost recovery in Water Supply & SWM	10.0	5.5	10.0	10.0	10.0	10.0
5	Internal Earmarking of Funds for Services to Urban Poor	10.0	10.0	10.0	10.0	10.0	10.0
6	Provision of Basic Services to Urban Poor	10.0	10.0	10.0	10.0	10.0	10.0
	Total ULB Level Score	60.0	55.5	58.5	60.0	60.0	60.0
	OPTIONAL REFORMS (State Level/ULB Level)						
1	Introduction of Property Title Certification System in ULBs	10.0	0.0	0.0	0.0	0.0	0.0
2	Revision of Building Bye laws – streamlining the Approval Process	10.0	10.0	10.0	10.0	10.0	10.0
3	Revision of Building Bye laws – To make rain water harvesting mandatory	10.0	10.0	10.0	10.0	10.0	10.0
4	Earmarking 25% developed land in all housing projects for EWS/LIG	10.0	10.0	10.0	10.0	10.0	10.0
5	Simplification of Legal and Procedural framework for conversion of agricultural land for non-agricultural purposes	10.0	10.0	10.0	10.0	10.0	10.0
6	Introduction of computerized process of Registration of land and Property	10.0	10.0	10.0	10.0	10.0	10.0
7	Byelaws on Reuse of Recycled Water	10.0	10.0	10.0	10.0	10.0	10.0
8	Administrative Reforms	10.0	10.0	10.0	10.0	10.0	10.0
9	Structural Reforms	10.0	10.0	10.0	10.0	10.0	10.0
10	Encouraging Public Private Participation	10.0	10.0	10.0	10.0	10.0	10.0
	Total Optional Reforms Score	100.0	90.0	90.0	90.0	90.0	90.0

Office of Municipal Commissioner
Pune Municipal Corporation,
2nd Floor, Main Building, Shivajinagar
Pune-411005

Certificate

Part No 14 – City-level JnNURM Reforms

This is to certify that the Pune Municipal Corporation (PMC) has implemented all the mandatory & optional reforms at ULB level to ensure planned development as envisaged in the earlier national urban renewal mission.

Municipal Commissioner
Pune Municipal Corporation

Part 15: Completion of Projects sanctioned up to March, 2012 under JnNURM

Pune Municipal Corporation has got sanction of 11 projects under JnNURM Phase - I till 31st March 2012, amounting to Rs. 1534.04 Crores under Urban Infrastructure & Governance (UIG). *Out of 11 Projects sanctioned under UIG-JnNURM; 07 projects completed by 31st March 2014 and remaining 02 projects completed by 31st May 2015, hence total 09 projects are completed till 31stMay 2015.*

Details of the status of projects are as per table below:

SL	Name of the project	Approved Cost (in lakhs)	Progress Till 31st March 2014	Current Status (as on date)
1	Road Network & Urban Transport-BRT-Pilot (PUN-001)	10313.50	Completed	Completed
2	Aug. & Upgrade. of STPs & Pumping Stations (PUN-002)	8613.00	Completed	Completed
3	Renewal & Mang. of Sewerage & Drainage Disposal System (PUN-004)	9778.00	Completed	Completed
4	Sangamwadi Approach road (PUN-033)	782.00	Completed	Completed
5	Baner Road Subway (PUN 032)	726.00	Completed	Completed
6	New Alandi Road (PUN-030)	3649.09	Completed	Completed
7	Storm Water Drainage Project for Pune City Phase-I	17747.49	Completed	Completed
8	Const. & Imp. of Drains to prevent contamination of natural water bodies & dev. of Heritage sites (PUN-003)	9996.00	89%	Completed
9	Nagar Road Subways (3 Nos) (PUN 031)	661.00	89%	Completed
10	BRTS (Commonwealth Youth Games, 2008) (PUN-019)	43422.00	89%	Ongoing
11	Bus Rapid Transit (Phase I) for Pune city - (PUN-021)	47662.20	89%	Ongoing
	Total	**153350.28**		

As per JnNURM, MoUD, GoI, list of completed projects published on the website (http://jnnurm.nic.in/) 7 UIG Projects of Pune are completed. Also two more projects have been completed by 31st May 2015, Completion Certificate of both the project is also shown below.

Sl. No.	Name of the State	Name of the City	Project Title	Sector	Approved Cost	Date of CSMC / CCEA / CCI Meeting/Project Approval	Year of completion
				Drains			
164	Maharashtra	Pune	Augmentation and Upgradation of Sewage Treatment Plants and Pumping Station	Drainage / Storm Water Drains	8,613.00	10-May-06	2012-13
165	Maharashtra	Pune	BRT Pilot project for Pune city (Katraj Swargate Hadapsar Route 17.00 Km)	Mass Rapid Transport System	10,313.50	11-Aug-06	2009-10
166	Maharashtra	Pune	Renewal and Management of Sewerage and Drainage Disposal System in Pune (Augmentation of Weris, Restoration of Lakes Bio-remediation and Landscaping of Nalla and Rivers)	Drainage / Storm Water Drains	9,778.00	8-Sep-06	2013-14
168	Maharashtra	Pune	Subway on Westerly Bypass at Baner junction	Roads / Flyovers / RoB	726.00	22-Feb-08	2008-09
169	Maharashtra	Pune	Approach Road to Sangamwadi bridge	Roads / Flyovers / RoB	782.00	22-Feb-08	2011-12
170	Maharashtra	Pune	Improvement and Strengthening of New Alandi Road as BRT corridor for Pune (13.9 Km. from Vikrantwadi to Dighi-Octroi Naka)	Mass Rapid Transport System	3,649.09	19-Aug-08	2012-13
173	Maharashtra	Pune	Storm Water Drainage Project for Pune City Phase - I	Drainage / Storm Water Drains	17,747.00	30-Jan-09	2013-14

http://jnnurm.nic.in/wp-content/uploads/2014/04/Completed-Projects-29-04-20141.pdf

Completion Certificate:

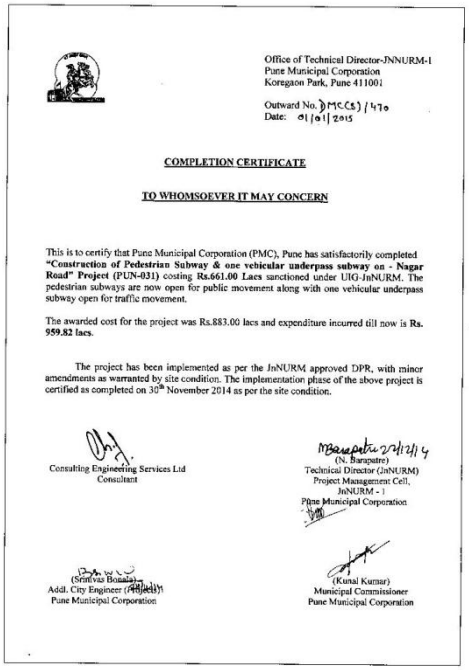

Office of Technical Director-JNNURM-1
Pune Municipal Corporation
Koregaon Park, Pune 411001

Outward No. DMC.CS)/470
Date: 01/01/2015

COMPLETION CERTIFICATE

TO WHOMSOEVER IT MAY CONCERN

This is to certify that Pune Municipal Corporation (PMC), Pune has satisfactorily completed **"Construction of Pedestrian Subway & one vehicular underpass subway on - Nagar Road" Project (PUN-031)** costing **Rs.661.00 Lacs** sanctioned under UIG-JnNURM. The pedestrian subways are now open for public movement along with one vehicular underpass subway open for traffic movement.

The awarded cost for the project was Rs.883.00 lacs and expenditure incurred till now is **Rs. 959.82 lacs.**

The project has been implemented as per the JnNURM approved DPR, with minor amendments as warranted by site condition. The implementation phase of the above project is certified as completed on 30th November 2014 as per the site condition.

Consulting Engineering Services Ltd
Consultant

(N. Barapatre)
Technical Director (JnNURM)
Project Management Cell,
JnNURM - 1
Pune Municipal Corporation

(Srinivas Bogatal)
Addl. City Engineer (Projects)
Pune Municipal Corporation

(Kunal Kumar)
Municipal Commissioner
Pune Municipal Corporation

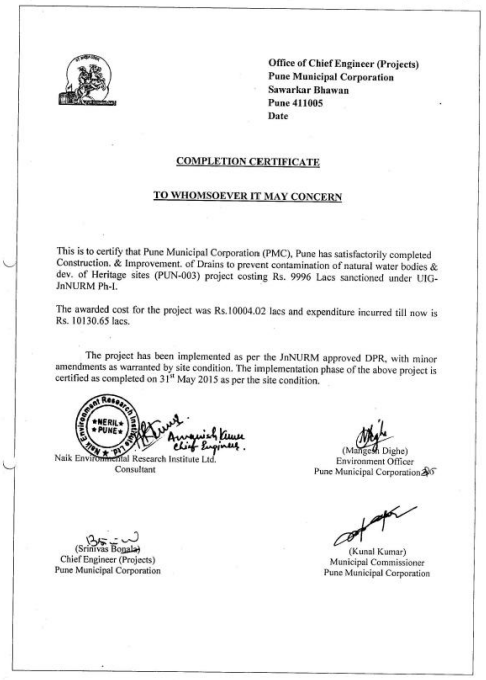

Office of Chief Engineer (Projects)
Pune Municipal Corporation
Sawarkar Bhawan
Pune 411005
Date

COMPLETION CERTIFICATE

TO WHOMSOEVER IT MAY CONCERN

This is to certify that Pune Municipal Corporation (PMC), Pune has satisfactorily completed Construction. & Improvement. of Drains to prevent contamination of natural water bodies & dev. of Heritage sites (PUN-003) project costing Rs. 9996 Lacs sanctioned under UIG-JnNURM Ph-I.

The awarded cost for the project was Rs.10004.02 lacs and expenditure incurred till now is Rs. 10130.65 lacs.

The project has been implemented as per the JnNURM approved DPR, with minor amendments as warranted by site condition. The implementation phase of the above project is certified as completed on 31st May 2015 as per the site condition.

Naik Environmental Research Institute Ltd.
Consultant

(Mangesh Dighe)
Environment Officer
Pune Municipal Corporation

(Srinivas Bogatal)
Chief Engineer (Projects)
Pune Municipal Corporation

(Kunal Kumar)
Municipal Commissioner
Pune Municipal Corporation

PUN- 031: Construction of Pedestrian Subway & Vehicular Underpass subway on Nagar Road

PUN – 003:Construction and Improvement of drains to prevent contamination of Natural water bodies & Development of heritage sites

Pune Municipal Corporation

PMC Building, Near Mangla Theatre,
Shivajinagar, Pune - 411 005.
Phone : 020 - 25501000, 25501130
Email : info@punecorporation.org, punesmartcity@gmail.com

Pune Municipal Corporation
e-Governance, to serve citizens better.

Smart City
MISSION TRANSFORMATION

https://www.facebook.com/PMCPune?fref=ts

Follow us on twitter